



Sanitary
flow
equipment

Quality System
Certified ISO 9001



SLCD SPRAY-BALL Rev.1.doc
Page 1 of 1

SLCD – SPRAY BALL

Permanently installed spray-ball are used for low pressure internal cold or hot cleaning of tank (horizontal and vertical), vessels and containers of all kinds. Operating in continuous spraying mode for fluids that can be washed off easily or in pulse-pause mode for fluids which require a reaction time to be washed off.

The absence of moving or rotational parts contributes to the reliability and durability of cleaning processes with spray balls.

Executions :

Standard or Flat Shoulder with follow patterns available :

- A 360° spray angle
- B 180° spray angle top
- C 180° spray angle bottom

Connections :

BSP threaded or clip

Material :

Completely in AISI 316L stainless steel

Operating conditions :

Working pressure minimum 1 barg up to 7 barg
Working temperature from 0°C up to 250°C

Surface finish :

Mill finish with Ra<1,0 micron



CODE	Type	Ball diameter	Connection	Hole dia.	Pressure	Flowrate	Action Radius
SLCD 1	A - AX	65 mm	28 x 26 clip	2,5 mm	1 bar	15,7 m ³ /h	1,8 m
	B - BX					10,2 m ³ /h	3,0 m
	C - CX					10,5 m ³ /h	3,2 m
SLCD 2	A - AX	65 mm	40,5 x 38,5 clip	2,5 mm	1 bar	18,8 m ³ /h	2,6 m
	B - BX					8,4 m ³ /h	2,0 m
	C - CX					11,2 m ³ /h	3,7 m
SLCD 3	A	65 mm	¾" BSP	2,5 mm	1 bar	13,2 m ³ /h	1,3 m
	B					8,7 m ³ /h	2,2 m
	C					9,2 m ³ /h	2,5 m
SLCD 4	A	50 mm	40,5 x 38,5 clip	1,6 mm	1 bar	6,6 m ³ /h	1,9 m
	B					4,0 m ³ /h	2,8 m
	C					3,7 m ³ /h	2,3 m
SLCD 6	A - AX	65 mm	32 x 30 clip	2,5 mm	1 bar	17,9 m ³ /h	2,3 m
	B - BX					9,3 m ³ /h	2,5 m
	C - CX					10,5 m ³ /h	3,2 m
SLCD 7	A	65 mm	38 x 36 clip	2,5 mm	1 bar	18,3 m ³ /h	3,0 m
	B					8,1 m ³ /h	2,4 m
	C					11,6 m ³ /h	4,9 m
SLCD 8	A - AX	50 mm	22 x 20 clip	1,6 mm	1 bar	5,5 m ³ /h	2,5 m
	B - BX					3,4 m ³ /h	3,8 m
	C - CX					3,2 m ³ /h	3,4 m
SLCD 9	A	50 mm	½" BSP	1,6 mm	1 bar	5,4 m ³ /h	2,4 m
	B					3,0 m ³ /h	3,0 m
	C					3,1 m ³ /h	3,2 m
SLCD 10	A - AX	50 mm	28 x 26 clip	1,6 mm	1 bar	7,2 m ³ /h	4,3 m
	B - BX					4,7 m ³ /h	7,2 m
	C - CX					4,7 m ³ /h	7,2 m
SLCD 11	A	90 mm	1" ¼ BSP	2,5 mm	1 bar	29,8 m ³ /h	3,1 m
	B					12,7 m ³ /h	2,2 m
	C					15,9 m ³ /h	3,4 m
SLCD 12	A - AX	90 mm	38 x 36 clip	2,5 mm	1 bar	24,2 m ³ /h	2,0 m
	B - BX					13,4 m ³ /h	2,4 m
	C - CX					15,9 m ³ /h	3,4 m
SLCD 14	A	120 mm	60,3 x 52,8 clip	2 mm	1 bar	19,0 m ³ /h	2,0 m
	B					10,2 m ³ /h	2,3 m
	C					8,9 m ³ /h	1,7 m
SLCD 15	A - AX	40 mm	22 x 20 clip	1,6 mm	1 bar	3,7 m ³ /h	3,8 m
	B - BX					2,3 m ³ /h	5,5 m
	C - CX					2,3 m ³ /h	5,9 m
SLCD 16	A - AX	40 mm	22 x 20 clip	1,3 mm	1 bar	5,1 m ³ /h	4,7 m
	B - BX					3,0 m ³ /h	6,4 m
	C - CX					3,1 m ³ /h	7,0 m
SLCD 17	A - AX	28 mm	¼" BSP	1,3 mm	1 bar	1,8 m ³ /h	1,0 m
	B - BX					1,2 m ³ /h	1,6 m
	C - CX					1,4 m ³ /h	2,2 m

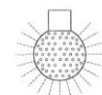


BSP connection

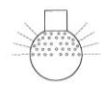


CLIP connection

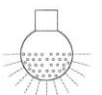
STANDARD VERSION



Type A
360°

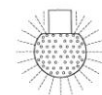


Type B
180°Δ

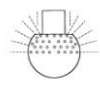


Type C
180°V

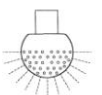
FLAT SHOULDER VERSION



Type AX
360°



Type BX
180°Δ



Type CX
180°V

Get the information you need and more at : info@erreinox.it

In the interests of development and improvement of the product, we reserve the right to change the specifications without prior notice.

Aerre Inox s.r.l.

26010 FIESCO Via Gerola n.4 -CREMONA- Italy
Tel. +39.0374.370828 Fax +39.0374.370833
e-mail : info@erreinox.it http : www.erreinox.it